

A6 Asthma standard output graphs Geographical comparisons (standardised event ratios)

A6/ HSE2_8/ Page 1 of 5

- **HSE95 Untreated ‘asthma’ (patients with symptoms of wheeze or whistling in the last 12 months but excluding those using an inhaler in the last 12 months), England 1995**

“rha”

The “rha” variable is the Regional Health Authority in which the person is usually resident. Although there is no problem of district boundary changes in the data, for comparability between data sources it is convenient to use the same mapping of geographical areas to “rha” as used for HES and Mortality.

That which is determinate can be assigned to the 1991/2 RHA for the whole period 1991-95.

1	“A”	Northern
2	“B”	Yorkshire
3	“C”	Trent
4	“D”	East Anglia
5	“E”	North West Thames
6	“F”	North East Thames
7	“G”	South East Thames
8	“H”	South West Thames
9	“J”	Wessex
10	“K”	Oxford
11	“L”	South Western
12	“M”	West Midlands
13	“N”	Mersey
14	“P”	North Western
99		Indeterminate

“area”

Regional Health Authorities in England have been grouped into 4 areas:

1	[5,6,7,8]	[E,F,G,H]	London + SE	(NW Thames, NE Thames, SE Thames, SW Thames)
2	[9,10,11]	[J,K,L]	South Western	(Wessex, Oxford, South Western)
3	[3,4,12]	[C,D,M]	Midlands	(Trent, East Anglia, West Midlands)
4	[1,2,13,14]	[A,B,N,P]	Northern	(Northern, Yorkshire, Mersey, North Western)
99			Indeterminate	

“urban”

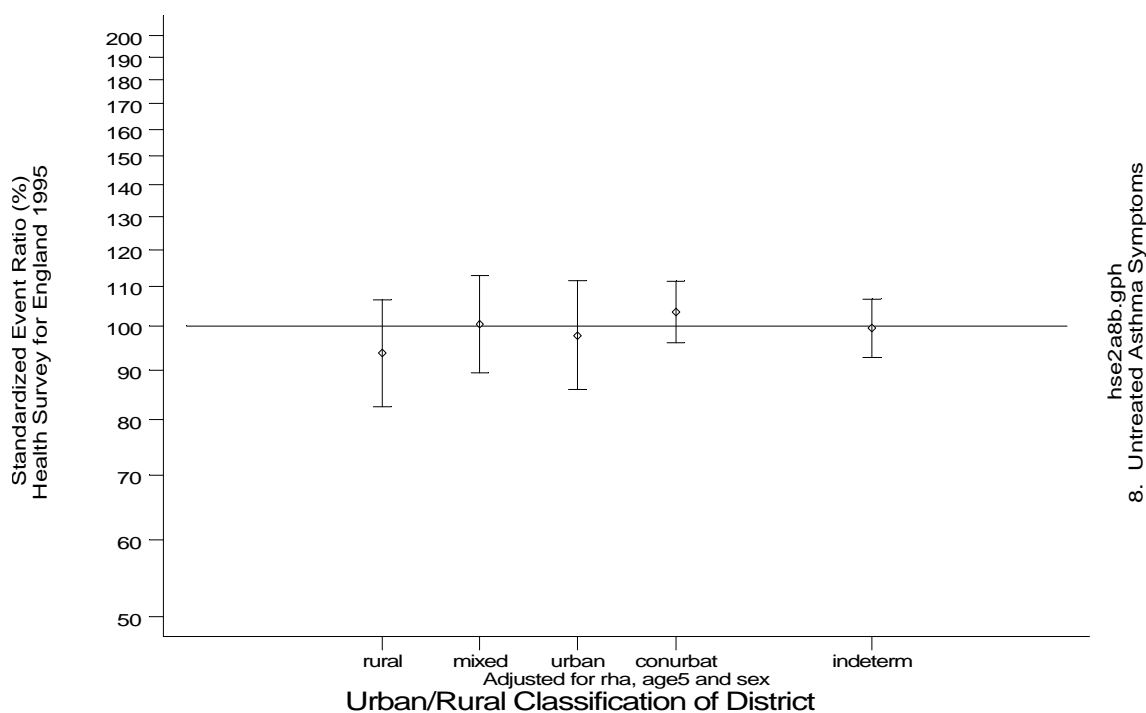
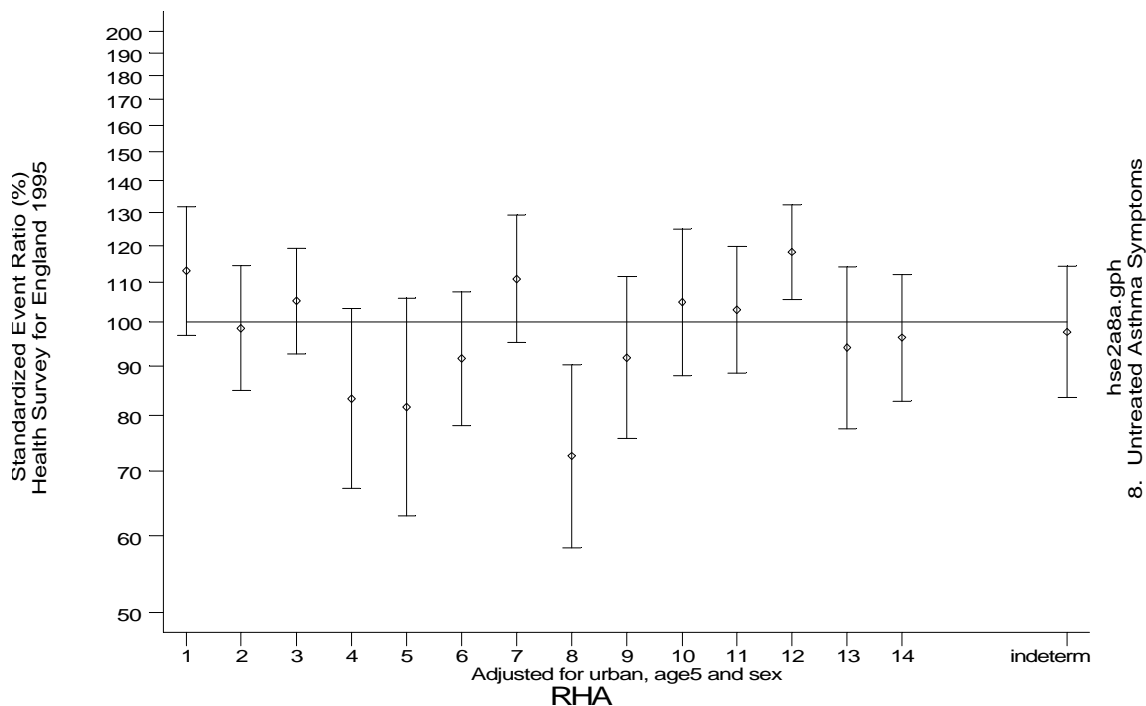
The “urban” variable is a classification of the district in which the person is usually resident. Although there is no problem of district boundary changes in the data, for comparability between data sources it is convenient to use the same mapping of geographical areas to “urban” as used for HES and Mortality. That which is determinate can be assigned to the same value of “urban” for the whole period 1991-95.

Standardised Event Ratios/ Standardised Mortality Ratios

- *SER's for a Regional Health Authority* are standardised for age (5 year age groups), sex and the urban-rural classification of the district.
- *SER's for an urban-rural classification of the district* are standardised for age (5 year age groups), sex and Regional Health Authority.
- *SER's for a combination of Regional Health Authority and the urban-rural classification of the district* are standardised for age (5 year age groups) and sex.
- *SER's for a combination of area of England and the urban-rural classification of the district* are standardised for age (5 year age groups) and sex.
- *SER's for a combination of Regional Health Authority and broad age group* are standardised for age (5 year age groups), sex and the urban-rural classification of the district.
- *SER's for a combination of the urban-rural classification of the district and broad age group* are standardised for age (5 year age groups), sex and Regional Health Authority.

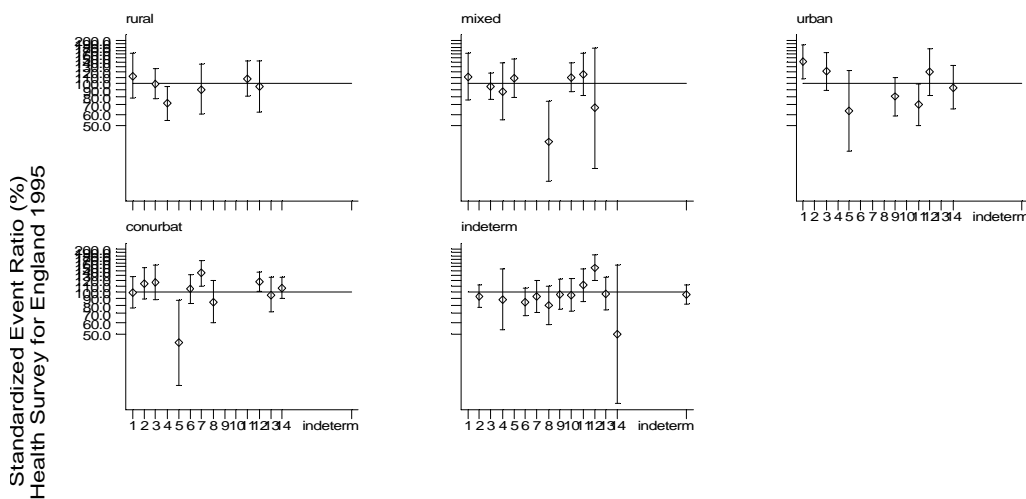
A6 Asthma standard output graphs
Geographical comparisons (standardised event ratios)

- HSE95 Untreated 'asthma' (patients with symptoms of wheeze or whistling in the last 12 months but excluding those using an inhaler in the last 12 months), England 1995



A6 Asthma standard output graphs
Geographical comparisons (standardised event ratios)

- HSE95 Untreated 'asthma' (patients with symptoms of wheeze or whistling in the last 12 months but excluding those using an inhaler in the last 12 months), England 1995

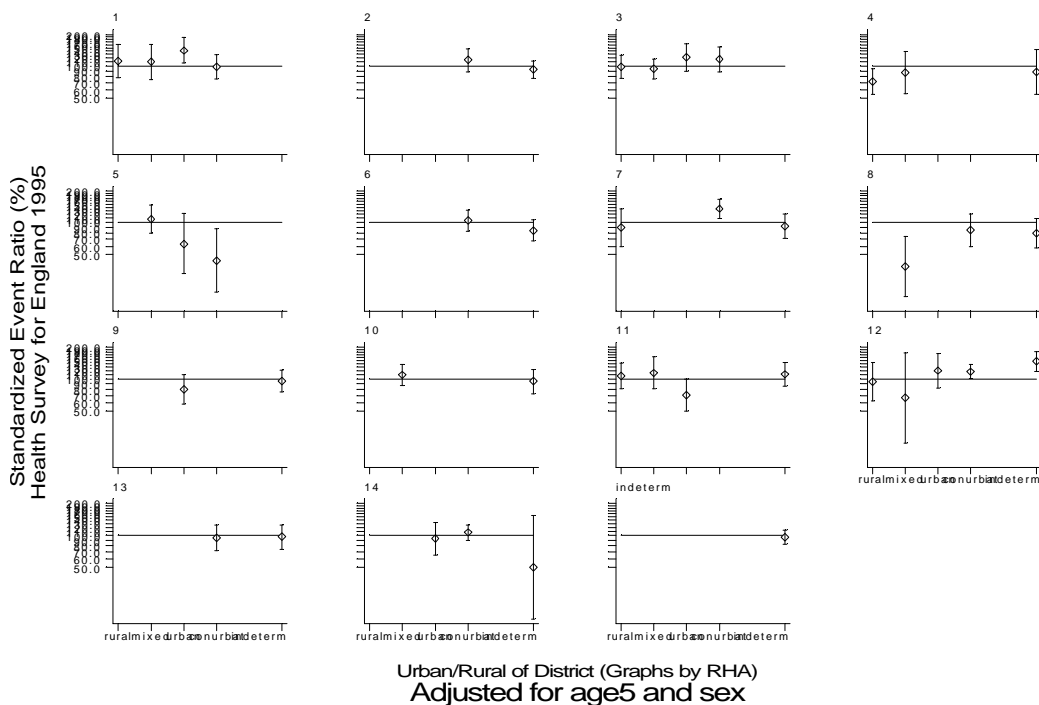


hse2a8c.gph
 8. Untreated Asthma Symptoms

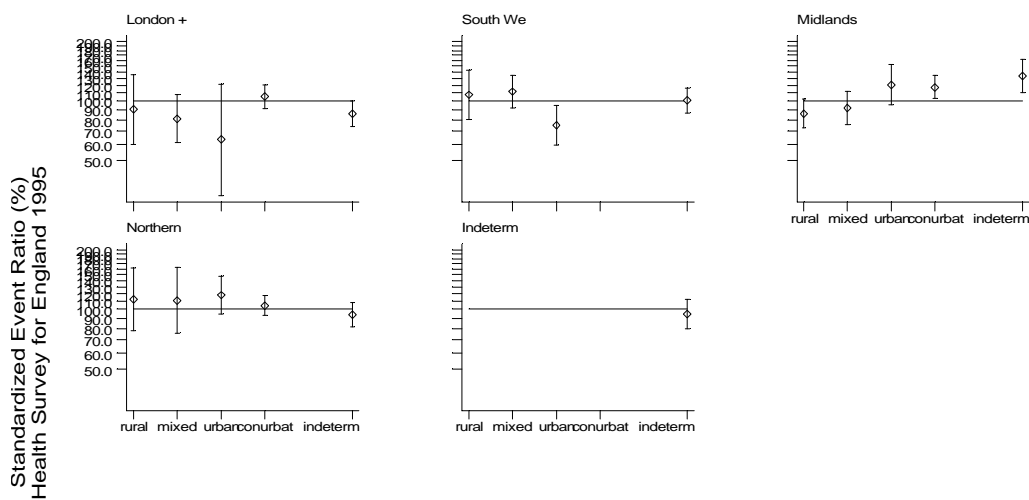
RHA (Graphs by Urban/Rural of District)
 Adjusted for age5 and sex

A6 Asthma standard output graphs
Geographical comparisons (standardised event ratios)

- HSE95 Untreated 'asthma' (patients with symptoms of wheeze or whistling in the last 12 months but excluding those using an inhaler in the last 12 months), England 1995



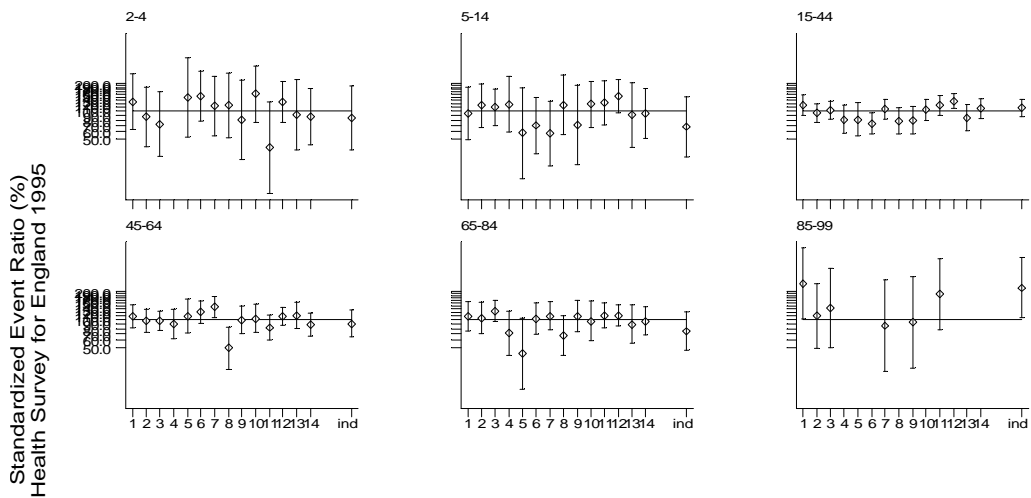
hse2a8d.gph
8. Untreated Asthma Symptoms



hse2a8e.gph
8. Untreated Asthma Symptoms

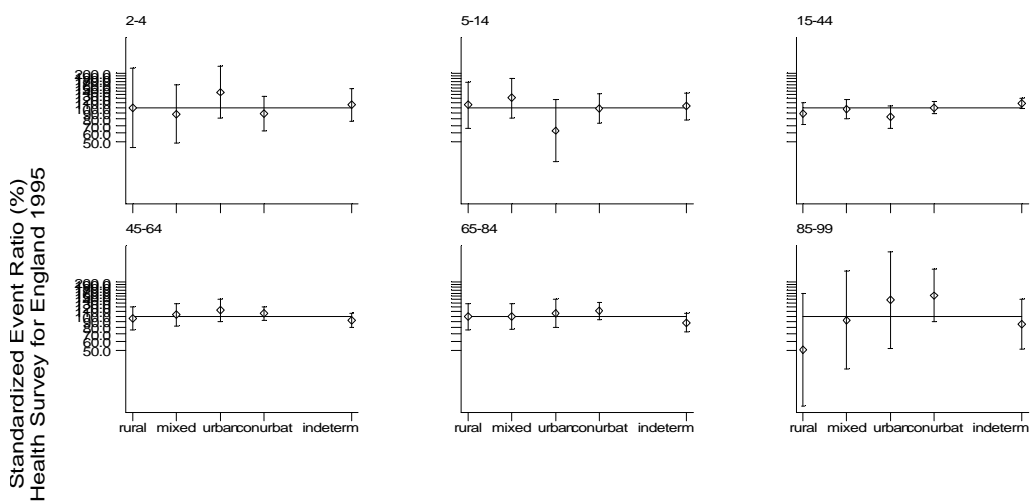
A6 Asthma standard output graphs
Geographical comparisons (standardised event ratios)

- HSE95 Untreated 'asthma' (patients with symptoms of wheeze or whistling in the last 12 months but excluding those using an inhaler in the last 12 months), England 1995



hse2a8k.gph
8. Untreated Asthma Symptoms

RHA (Graphs by age6)
Adjusted for urban, age5 and sex



hse2a8l.gph
8. Untreated Asthma Symptoms

Urban/Rural of District (Graphs by age6)
Adjusted for rha, age5 and sex