

### Geographical comparisons (standardised event ratios further standardised for smoking and social class)

- **HSE95 Untreated ‘asthma’ (patients with symptoms of wheeze or whistling, but excluding those using an inhaler within the last 12 months), England 1995**

#### “rha”

The “rha” variable is the Regional Health Authority in which the person is usually resident. Although there is no problem of district boundary changes in the data, for comparability between data sources it is convenient to use the same mapping of geographical areas to “rha” as used for HES and Mortality. That which is determinate can be assigned to the 1991/2 RHA for the whole period 1991-95.

1	“A”	Northern
2	“B”	Yorkshire
3	“C”	Trent
4	“D”	East Anglia
5	“E”	North West Thames
6	“F”	North East Thames
7	“G”	South East Thames
8	“H”	South West Thames
9	“J”	Wessex
10	“K”	Oxford
11	“L”	South Western
12	“M”	West Midlands
13	“N”	Mersey
14	“P”	North Western
99		Indeterminate

#### “urban”

The “urban” variable is a classification of the district in which the person is usually resident. Although there is no problem of district boundary changes in the data, for comparability between data sources it is convenient to use the same mapping of geographical areas to “urban” as used for HES and Mortality. That which is determinate can be assigned to the same value of “urban” for the whole period 1991-95.

#### “urbrur”

The “urbrur” variable is a classification of the household and is either “urban” or “rural”.

#### “cigsmk2”

This is a variable for cigarette smoking in persons aged 16 or more. There are six categories: “No answer”, “schedule not obtained”, “schedule not applicable” (i.e. age 15 or less), “current”, “ex-regular”, and “never regular”. For the purposes of standardisation all 6 categories have been used, but SER’s by this variable have only been calculated for the last 3 categories.

#### “schhstx3”

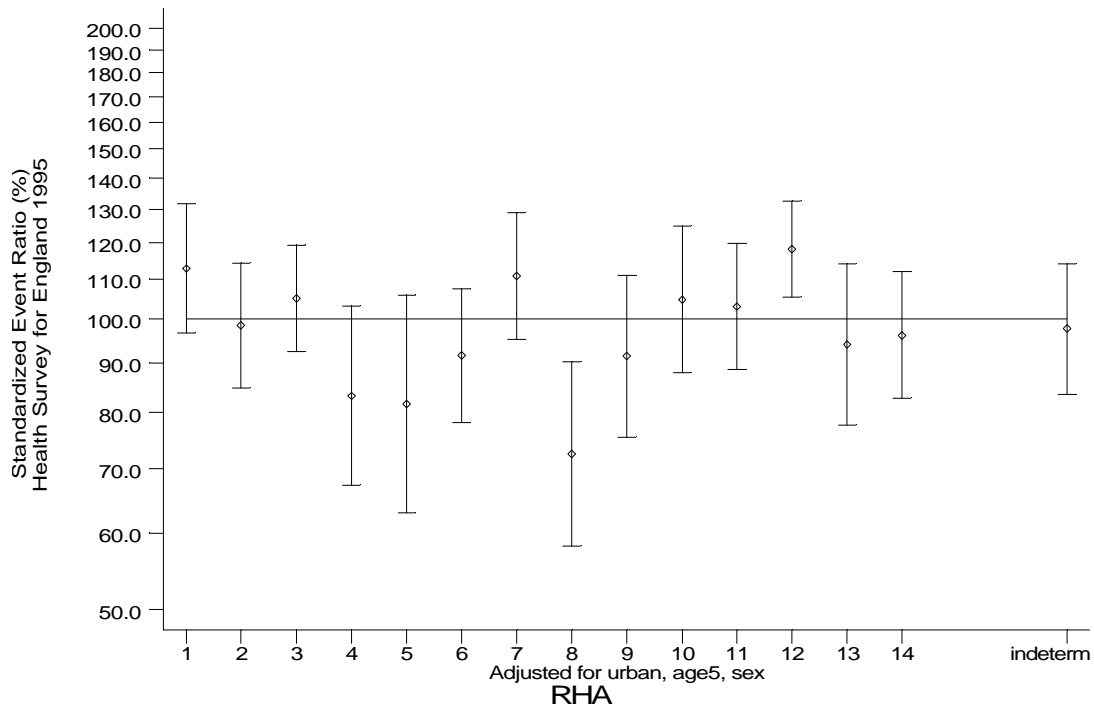
This is a variable for the social class of the head of the household. There are only 5 categories.

### Standardised Event Ratios/ Standardised Mortality Ratios

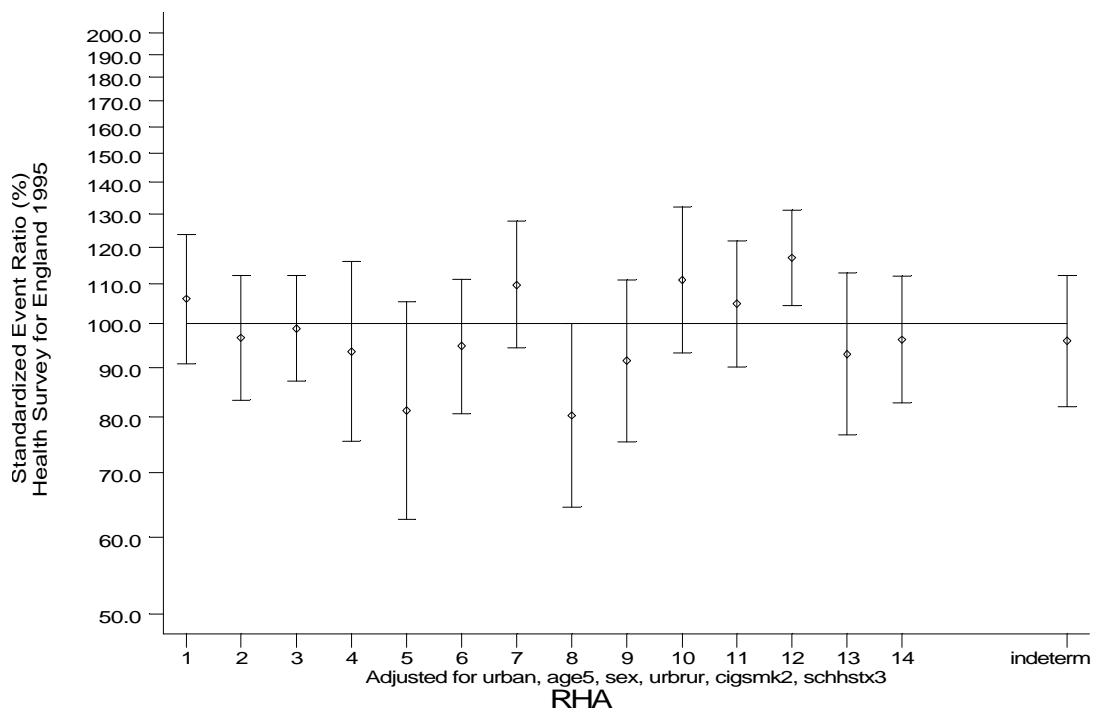
- *SER’s for a Regional Health Authority* are standardised for age (5 year age groups), sex and the urban-rural classification of the district; *OR* are standardised for age (5 year age groups), sex, the urban-rural classification of the district, the urban-rural classification of the household, cigarette smoking in persons aged 16 or more and the social class of the head of the household.
- *SER’s for an urban-rural classification* are standardised for age (5 year age groups), sex and Regional Health Authority. *OR* are standardised for age (5 year age groups), sex, the Regional Health Authority, cigarette smoking in persons aged 16 or more and the social class of the head of the household.
- *SER’s for a category of cigarette smoking (age 16+)* are standardised for age (5 year age groups), sex, the urban-rural classification of the district, the urban-rural classification of the household, the Regional Health Authority and the social class of the head of the household.
- *SER’s for a category of the social class of the head of the household* are standardised for age (5 year age groups), sex, the urban-rural classification of the district, the urban-rural classification of the household, the Regional Health Authority and cigarette smoking in persons aged 16 or more.

Geographical comparisons (standardised event ratios further standardised for smoking and social class)

- HSE95 Untreated 'asthma' (patients with symptoms of wheeze or whistling, but excluding those using an inhaler within the last 12 months), England 1995



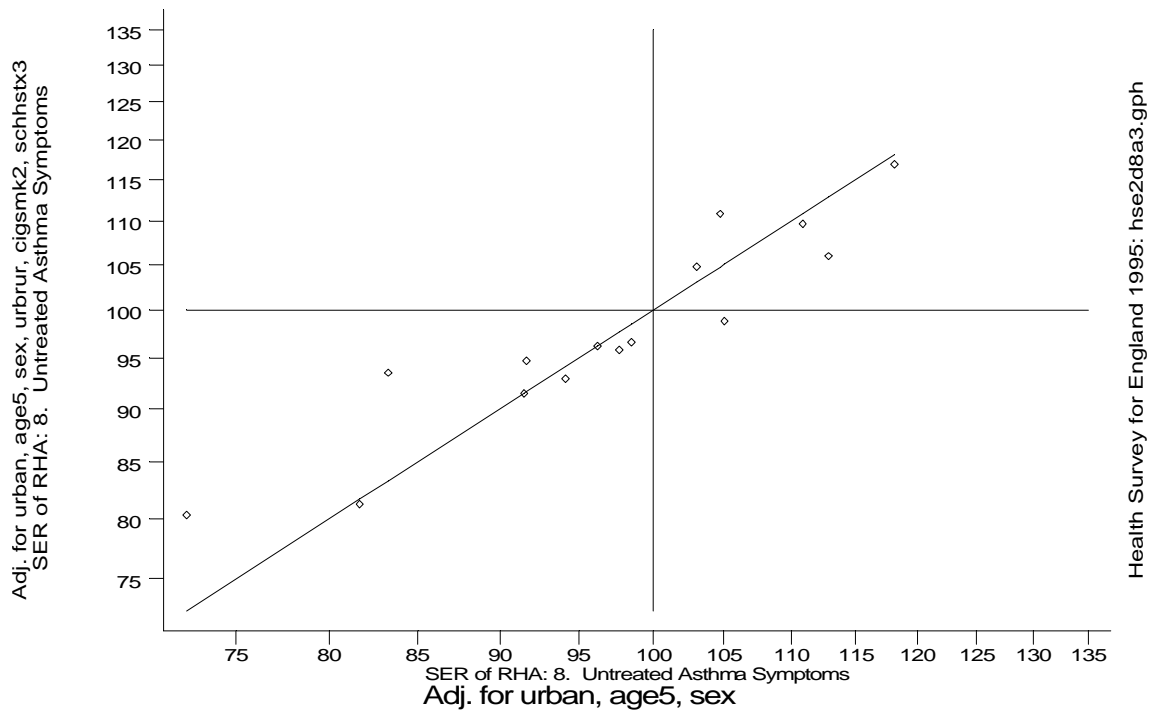
Same as Table 2a: hse2d8a1.gph  
8. Untreated Asthma Symptoms



hse2d8a2.gph  
8. Untreated Asthma Symptoms

Geographical comparisons (standardised event ratios further standardised for smoking and social class)

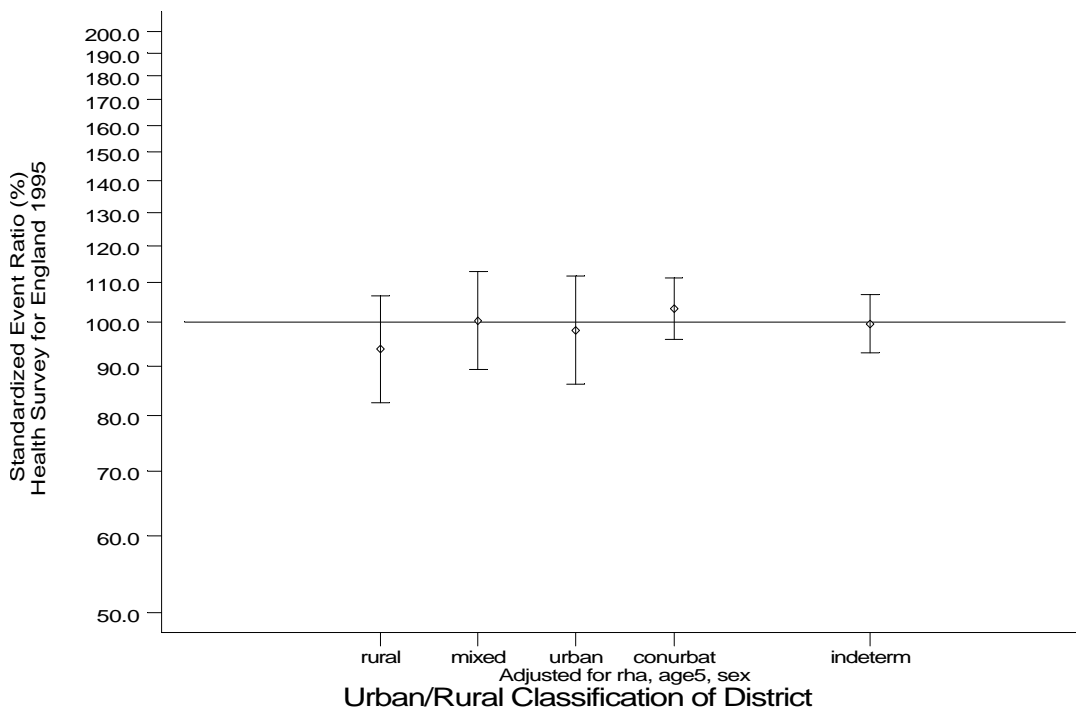
- HSE95 Untreated 'asthma' (patients with symptoms of wheeze or whistling, but excluding those using an inhaler within the last 12 months), England 1995



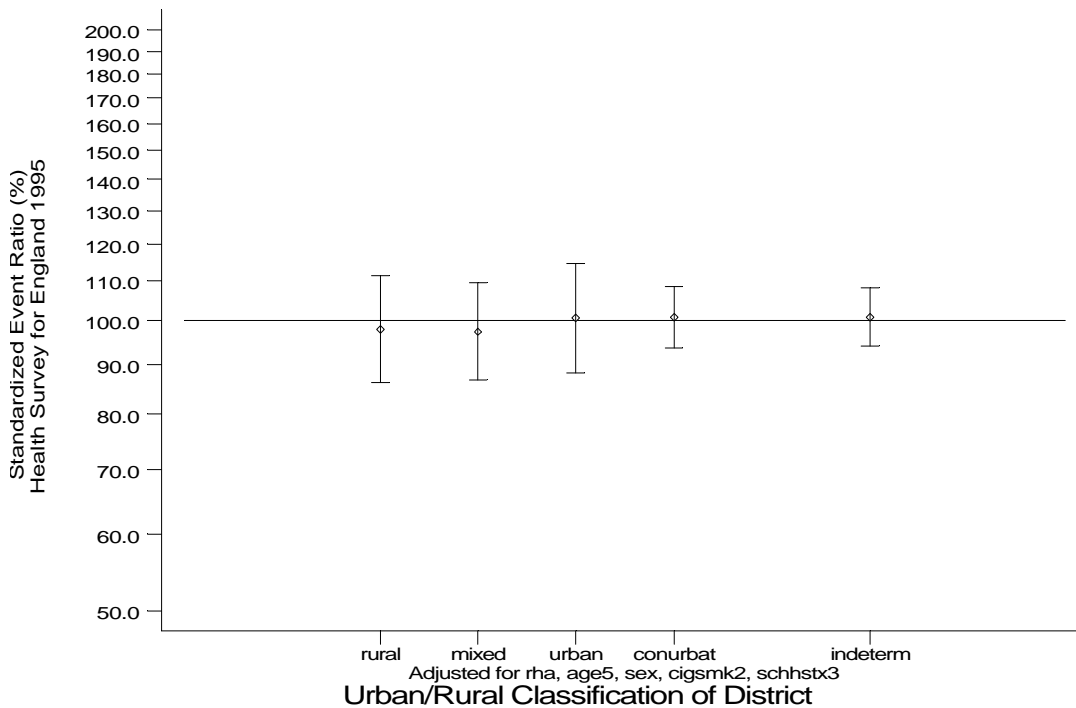
Number of obs = 15  
**Spearman's rho = 0.9464**  
 Test of Ho: smr8 and smrflg8 independent  
 Pr > |t| = 0.0000

Geographical comparisons (standardised event ratios further standardised for smoking and social class)

- HSE95 Untreated 'asthma' (patients with symptoms of wheeze or whistling, but excluding those using an inhaler within the last 12 months), England 1995



Same as Table 2a: hse2d8b1.gph  
8. Untreated Asthma Symptoms



hse2d8b2.gph  
8. Untreated Asthma Symptoms

Geographical comparisons (standardised event ratios further standardised for smoking and social class)

- HSE95 Untreated 'asthma' (patients with symptoms of wheeze or whistling, but excluding those using an inhaler within the last 12 months), England 1995

