

Geographical comparisons and yearly trends (standardised event ratios)**• GPRD Inhaler prescription and diagnosis of COPD, England 1991-95****“rha”**

Practices have been grouped into 1991/2 Regional Health Authorities:

- 1 “A” Northern
- 2 “B” Yorkshire
- 3 “C” Trent
- 4 “D” East Anglia
- 5 “E” North West Thames
- 6 “F” North East Thames
- 7 “G” South East Thames
- 8 “H” South West Thames
- 9 “J” Wessex
- 10 “K” Oxford
- 11 “L” South Western
- 12 “M” West Midlands
- 13 “N” Mersey
- 14 “P” North Western
- 15 “W” Wales (only included in the data if broken down by rha)
- 16 Scotland (only included in the data if broken down by rha)

“area”

Regional Health Authorities in England have been grouped into 4 areas:

- | | | | | |
|---|-------------|-----------|---------------|--|
| 1 | [5,6,7,8] | [E,F,G,H] | London + SE | (NW Thames, NE Thames, SE Thames, SW Thames) |
| 2 | [9,10,11] | [J,K,L] | South Western | (Wessex, Oxford, South Western) |
| 3 | [3,4,12] | [C,D,M] | Midlands | (Trent, East Anglia, West Midlands) |
| 4 | [1,2,13,14] | [A,B,N,P] | Northern | (Northern, Yorkshire, Mersey, North Western) |

“urban”

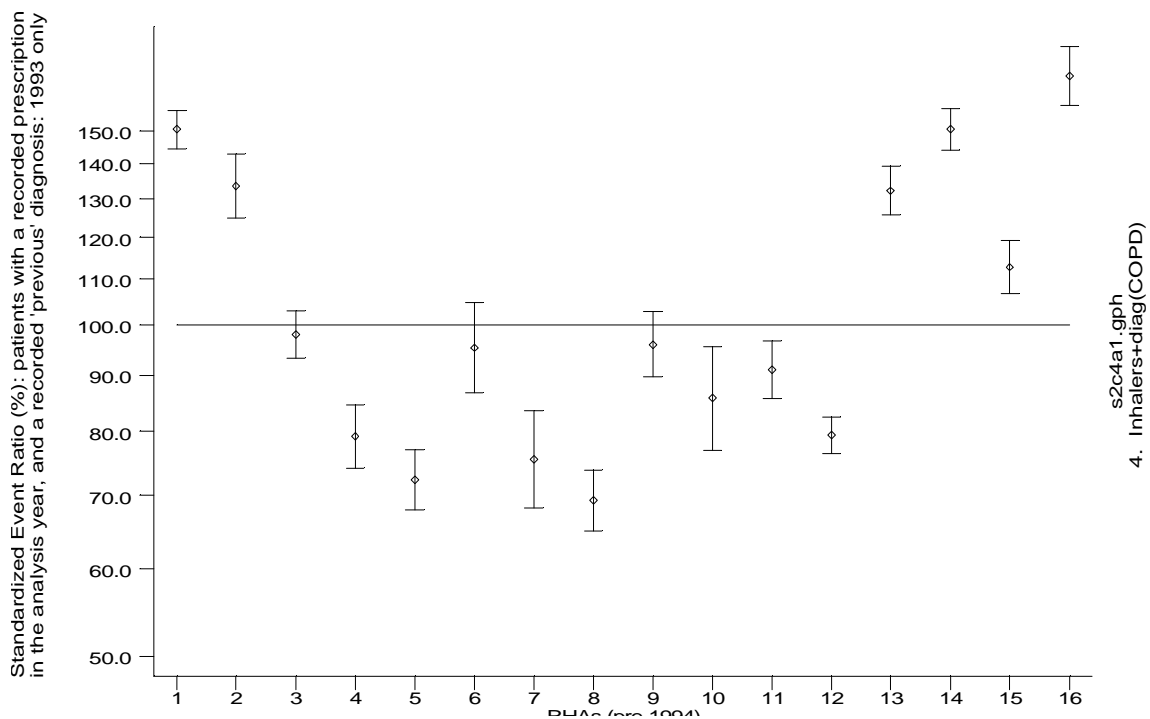
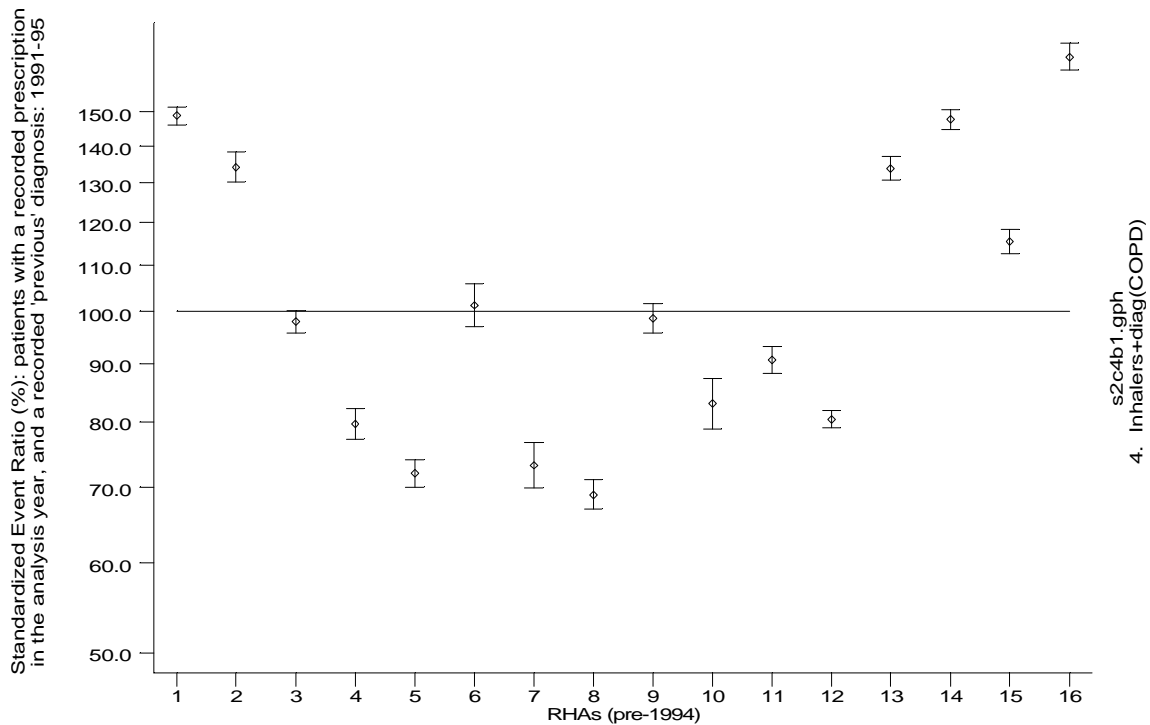
Practices have also been grouped by an urban-rural classification of the district they were in, in 1991/2. Although the original definition of “urban” is a classification of 1990/1 districts, district boundary changes between 1990/1 and 1991/2 result in no indeterminate “urban”.

Standardised Event Ratios/ Standardised Mortality Ratios

- *SER's for a Regional Health Authority* are standardised for age (5 year age groups), sex and the urban-rural classification (and year if based on more than one year).
- *SER's for an urban-rural classification* are standardised for age (5 year age groups), sex and Regional Health Authority (and year if based on more than one year).
- *SER's for a combination of Regional Health Authority and the urban-rural classification* are standardised for age (5 year age groups), sex (and year if based on more than one year).
- *SER's for a combination of area of England and the urban-rural classification* are standardised for age (5 year age groups), sex (and year if based on more than one year).
- *SER's for a year* are standardised for age (5 year age groups), sex, Regional Health Authority and the urban-rural classification.
- *SER's for a combination of year and Regional Health Authority* are standardised for age (5 year age groups), sex and the urban-rural classification.
- *SER's for a combination of year and the urban-rural classification* are standardised for age (5 year age groups), sex and Regional Health Authority.
- *SER's for a combination of year and area of England* are standardised for age (5 year age groups), sex and the urban-rural classification.
- *SER's for a combination of Regional Health Authority and broad age group* are standardised for age (5 year age groups), sex and the urban-rural classification (and year if based on more than one year).
- *SER's for a combination of the urban-rural classification and broad age group* are standardised for age (5 year age groups), sex and Regional Health Authority (and year if based on more than one year).
- *SER's for a combination of year and broad age group* are standardised for age (5 year age groups), sex, Regional Health Authority and the urban-rural classification.

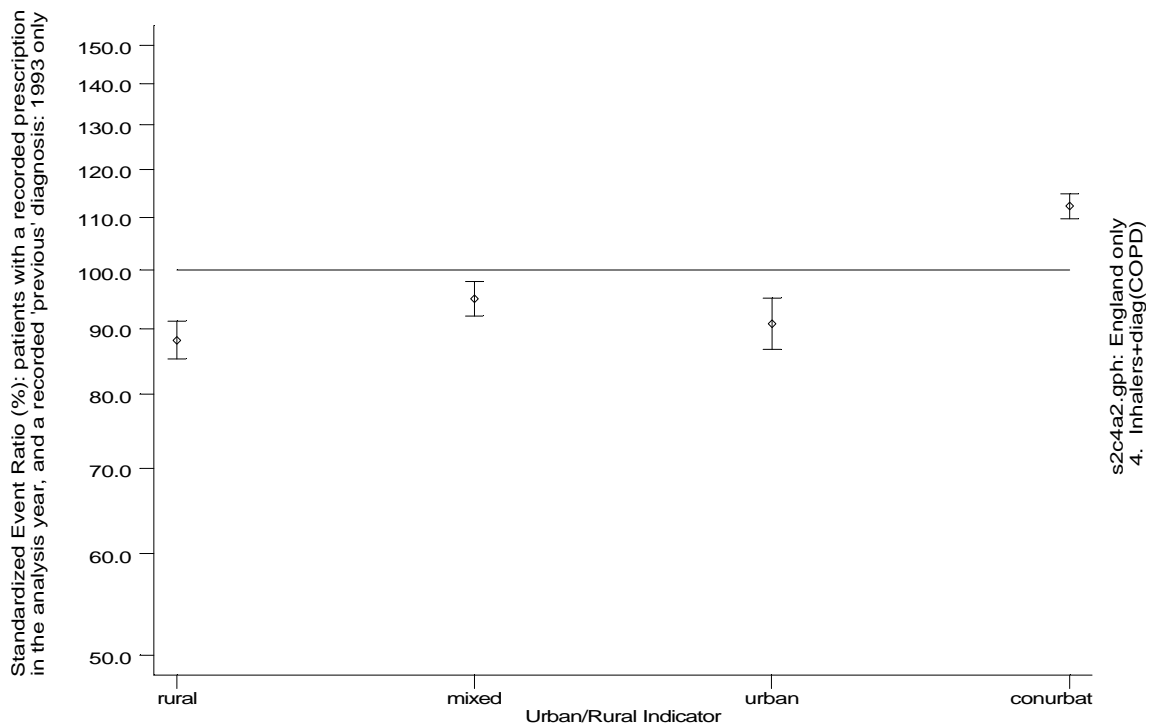
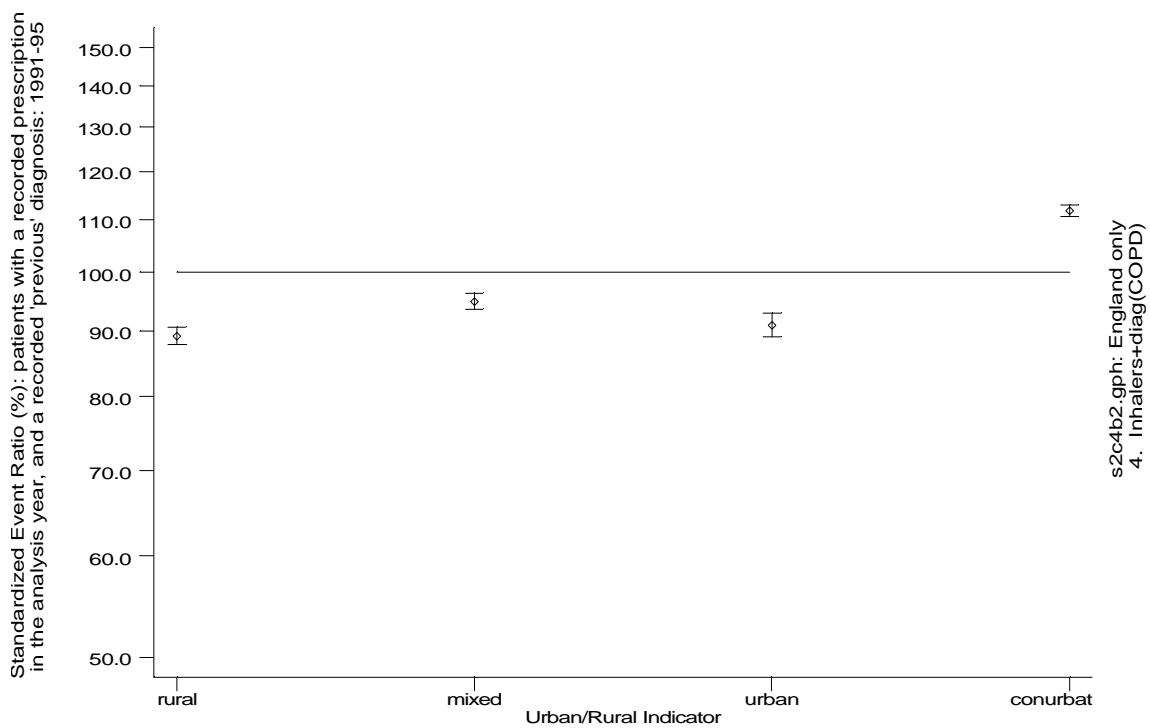
Geographical comparisons and yearly trends (standardised event ratios)

- GPRD Inhaler prescription and diagnosis of COPD, England 1991-95



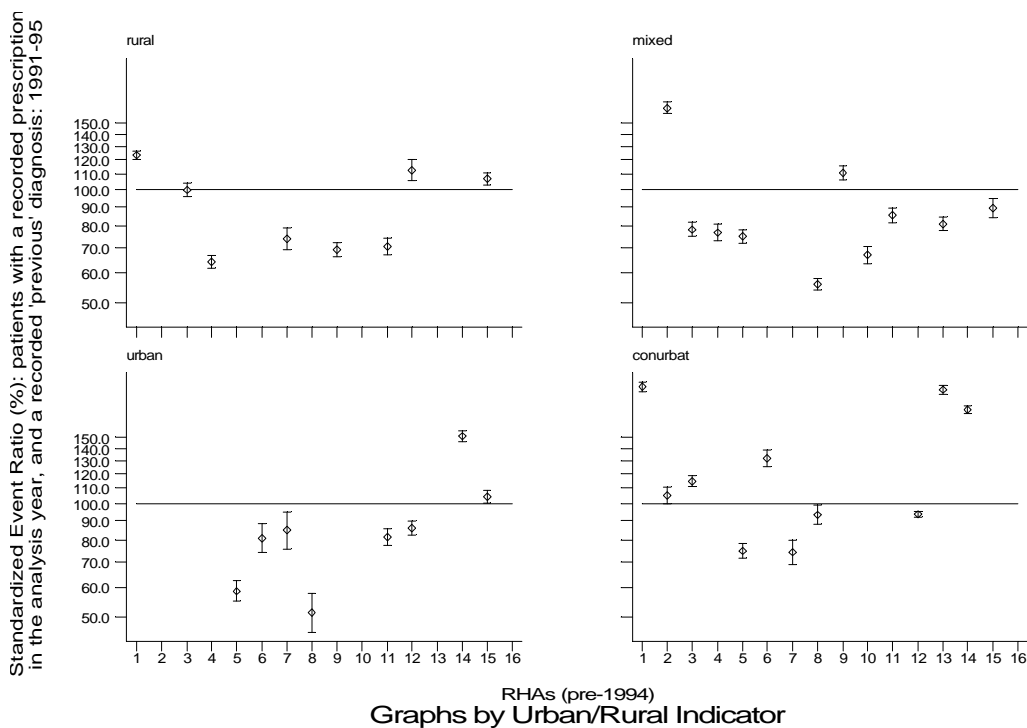
Geographical comparisons and yearly trends (standardised event ratios)

- GPRD Inhaler prescription and diagnosis of COPD, England 1991-95

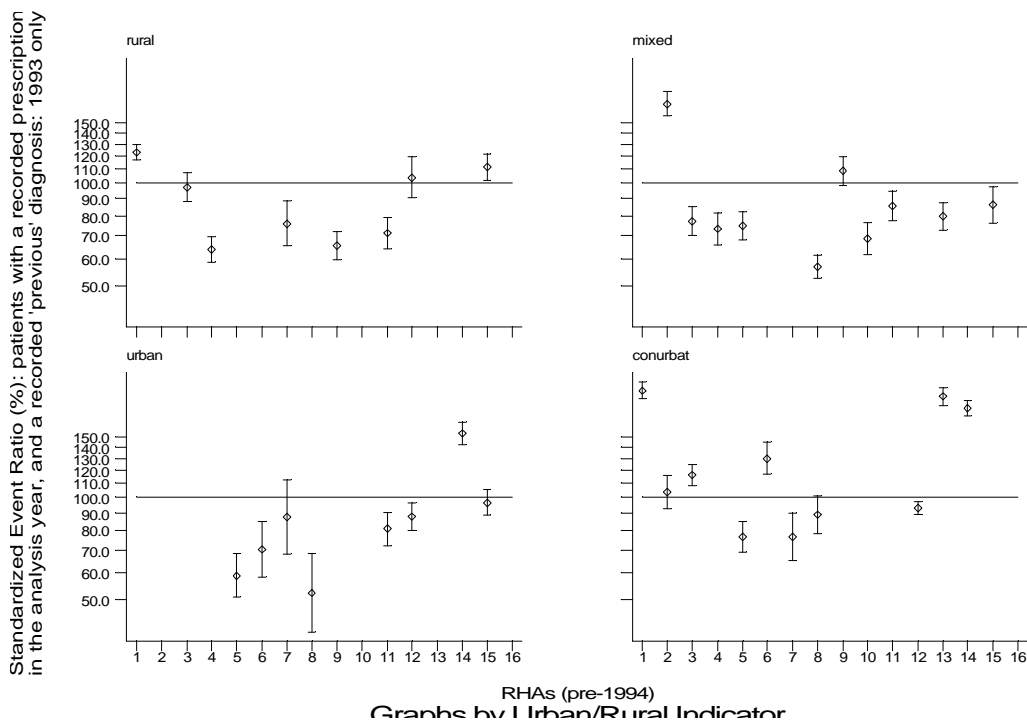


Geographical comparisons and yearly trends (standardised event ratios)

- GPRD Inhaler prescription and diagnosis of COPD, England 1991-95



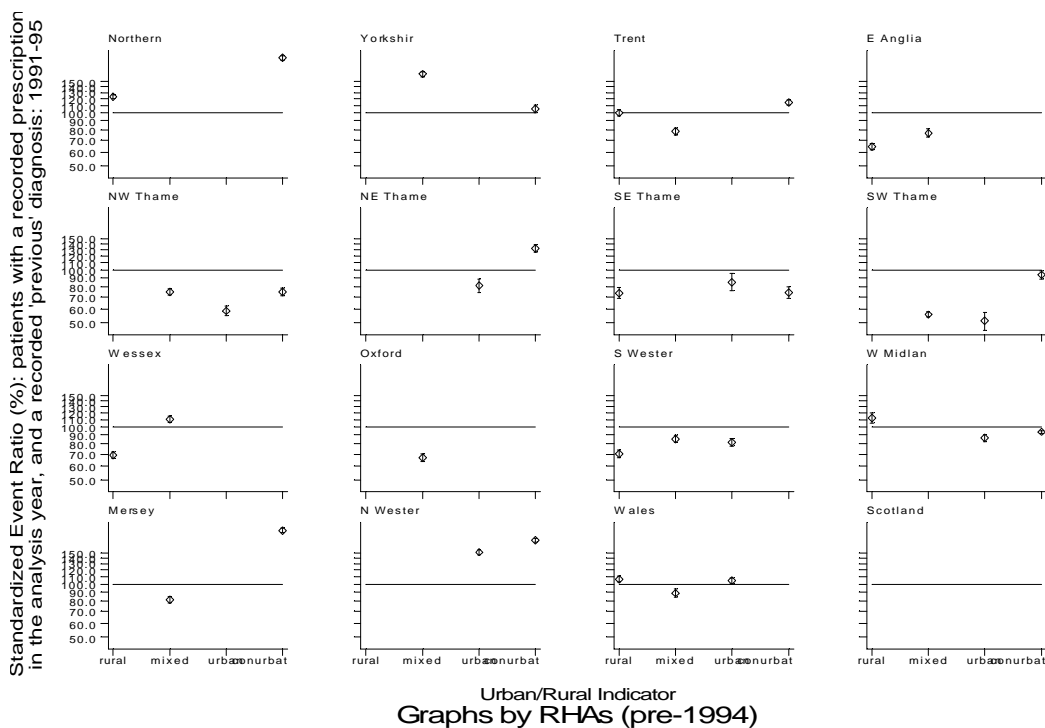
s2c4b3a.gph
4. Inhalers+diag(COPD)



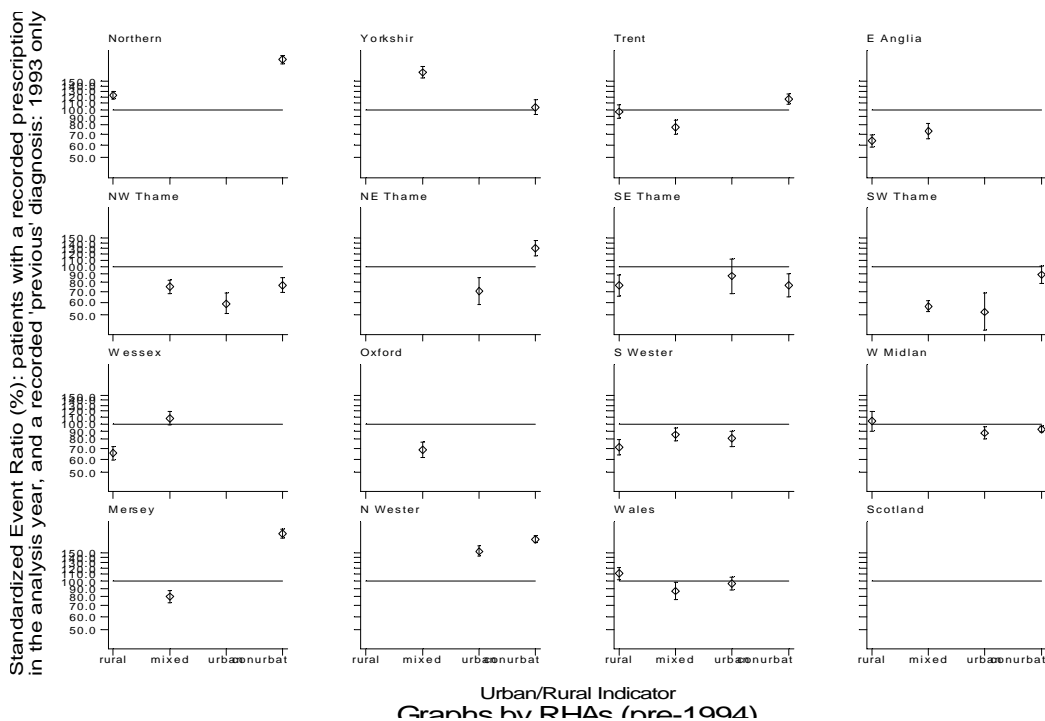
s2c4a3a.gph
4. Inhalers+diag(COPD)

Geographical comparisons and yearly trends (standardised event ratios)

- GPRD Inhaler prescription and diagnosis of COPD, England 1991-95



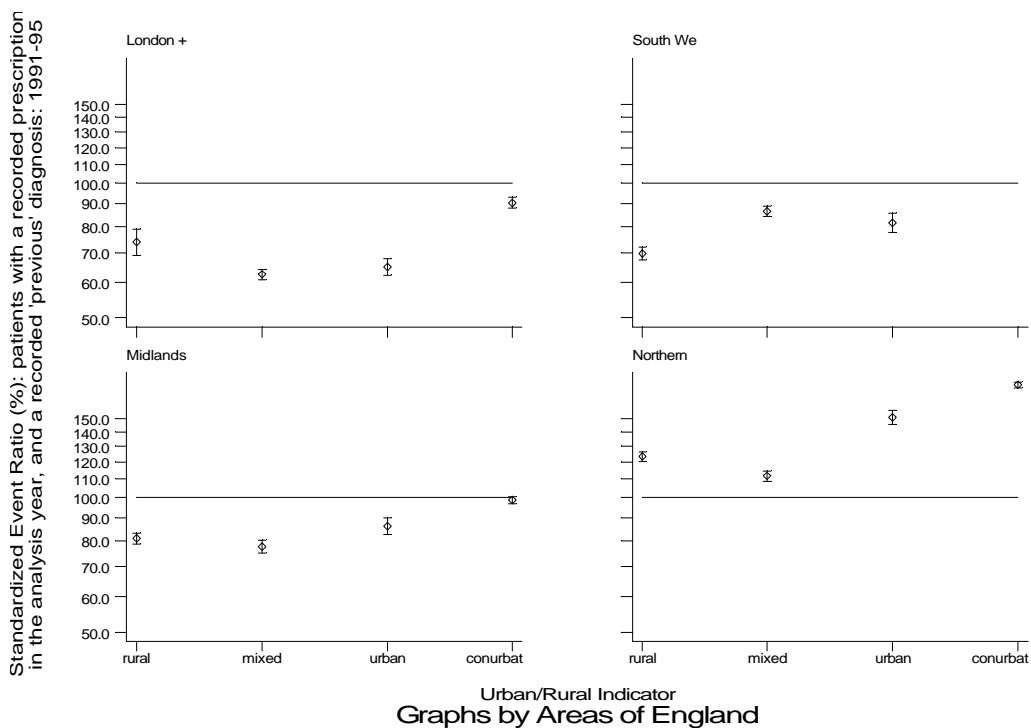
s2c4b3b.gph
4. Inhalers+diag(COPD)



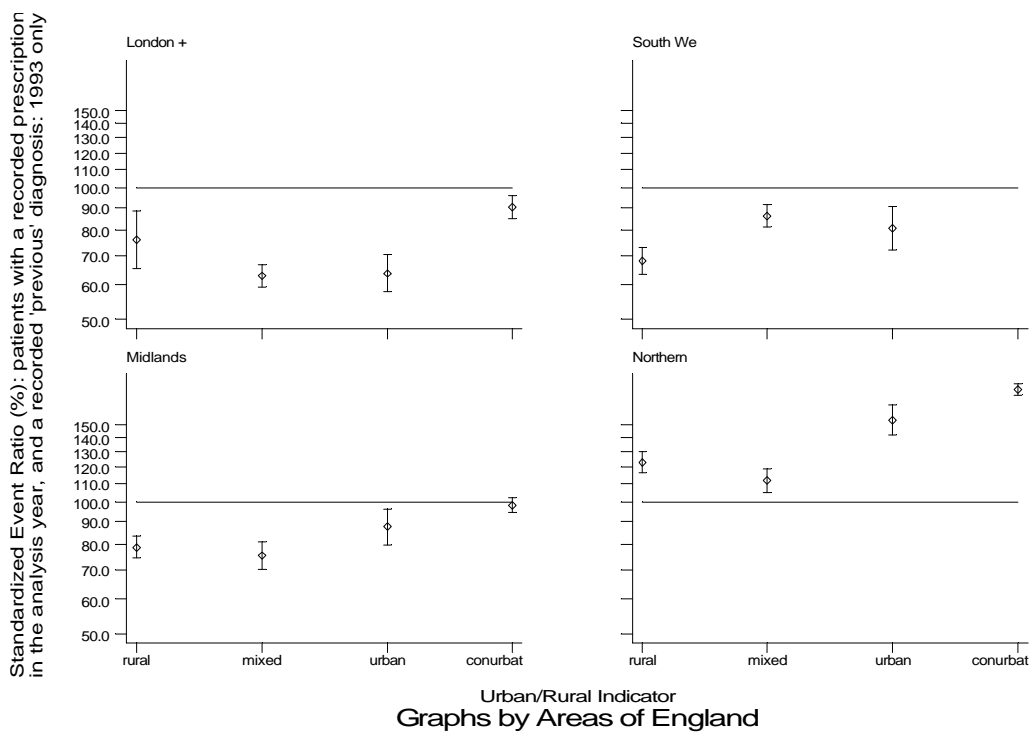
s2c4a3b.gph
4. Inhalers+diag(COPD)

Geographical comparisons and yearly trends (standardised event ratios)

- GPRD Inhaler prescription and diagnosis of COPD, England 1991-95



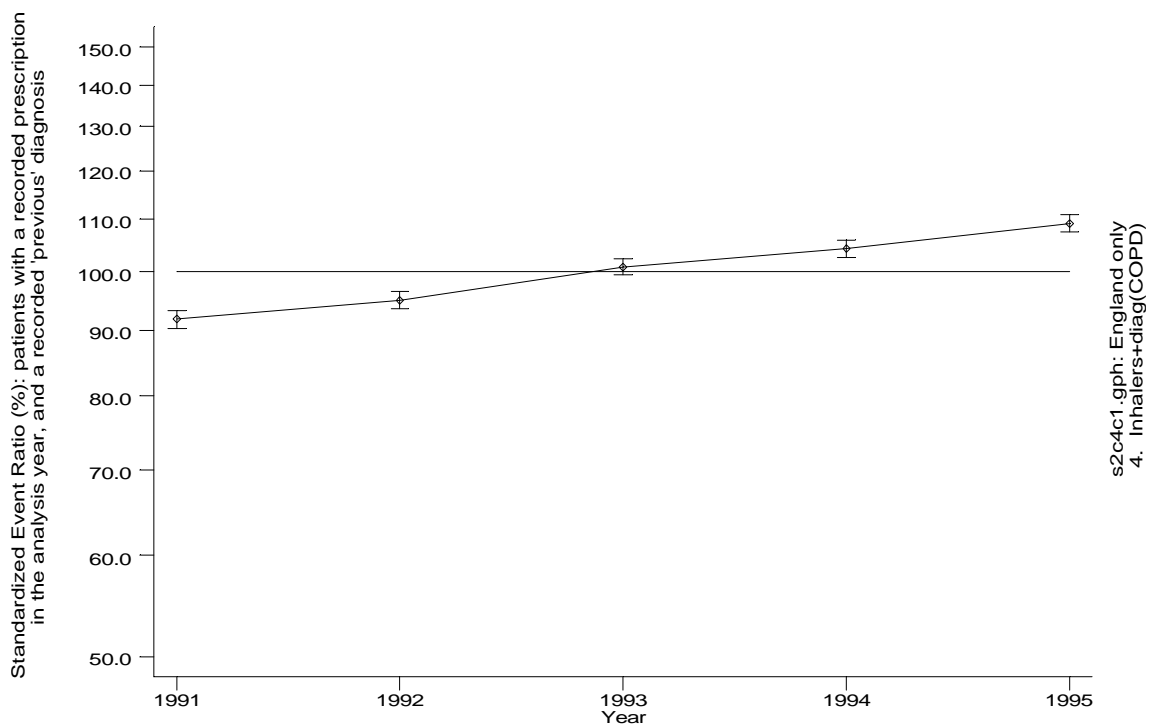
s2c4b4.gph
4. Inhalers+diag(COPD)



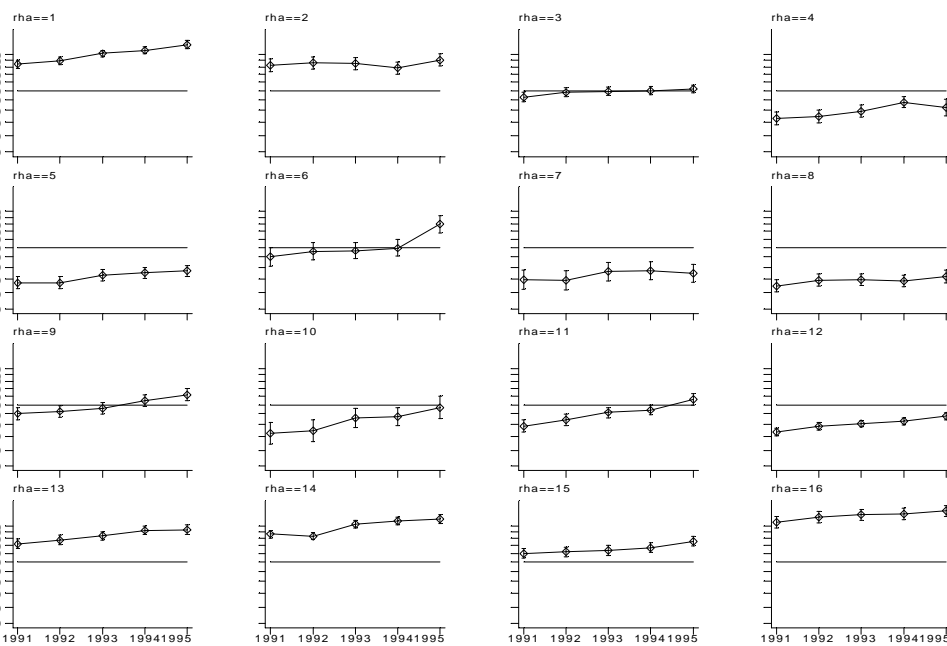
s2c4a4.gph
4. Inhalers+diag(COPD)

Geographical comparisons and yearly trends (standardised event ratios)

- GPRD Inhaler prescription and diagnosis of COPD, England 1991-95

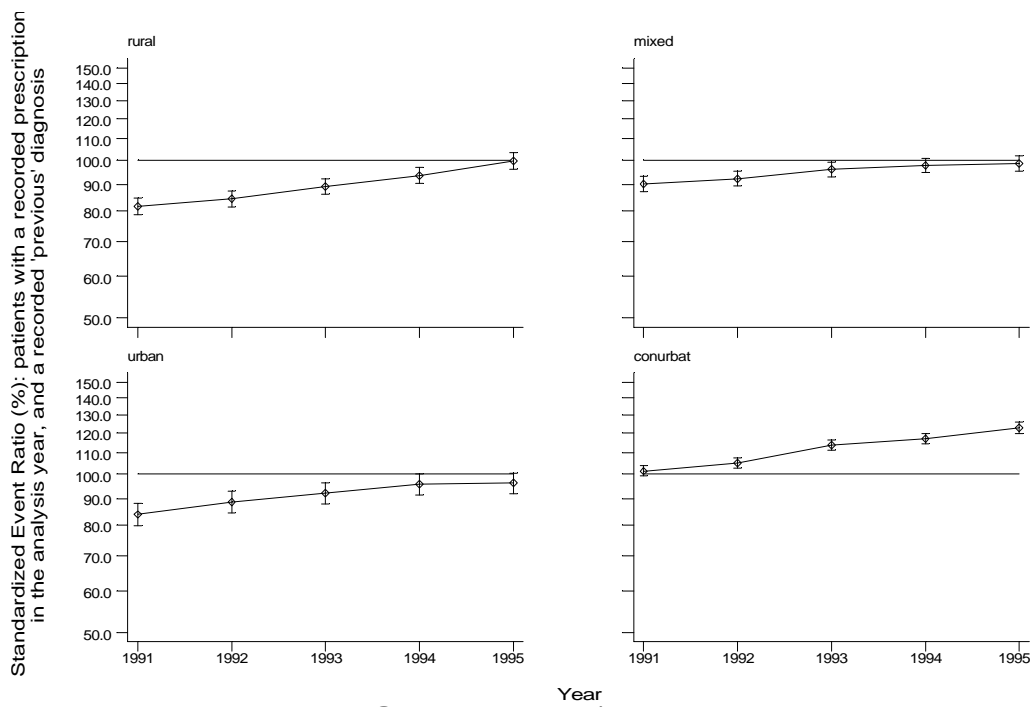


Standardized Event Ratio (%): patients with a recorded prescription in the analysis year, and a recorded 'previous' diagnosis

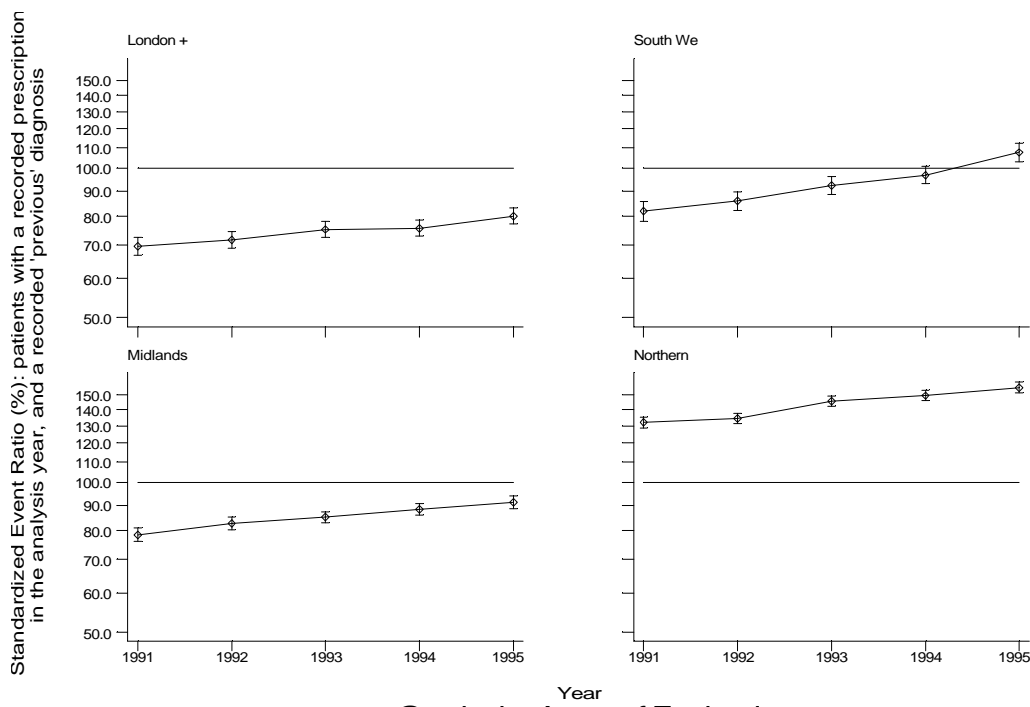


Geographical comparisons and yearly trends (standardised event ratios)

- GPRD Inhaler prescription and diagnosis of COPD, England 1991-95



Graphs by Urban/Rural Indicator



Graphs by Areas of England

s2c4c3.gph: England only
4. Inhalers+diag(COPD)

s2c4c4.gph
4. Inhalers+diag(COPD)